


**4'x8' SERIES**



**4'x8' SERIES**

**DP2470 - ST. LOUIS BRICK 4'x8'**

Thickness: 1 1/4"      Outside Width: 95 1/2"  
Height: 39"              Weight: 29 lbs  
Inside Width: 88"        Area: 32 sq ft

**EXTRAS & ACCESSORIES**

**DP2471**



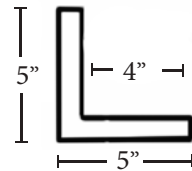
**T1644**



**T1635**



**DP2471 - TOP VIEW**



**EXTRAS & ACCESSORIES**

**DP2471 - ST. LOUIS KEYLESS CORNERS**

Thickness: 2"              Outside Width: 5"  
Height: 39"                Weight: 8 lbs  
Inside Width: 4"          Area: 8 sq ft


**T1644 - ROW BRICK SHORT**

Length: 46 5/8"            Depth: 2 1/2"  
Width: 3 1/8"

**T1635 - SOLDIER BRICK TRIM**

Length: 48"                Depth: 1 3/8"  
Width: 8 3/8"

**FACTORY MITERED CORNERS**



While each pattern of URESTONE has standard corners, factory fabricated interlocking corners are available to fit specific site requirements. Customized corners ensure natural and realistic transitions.

**CUSTOMIZATION**

