

STACKED STONE GRANDE

FAUX STONE PANELS
DATA SHEET



4'x8' SERIES

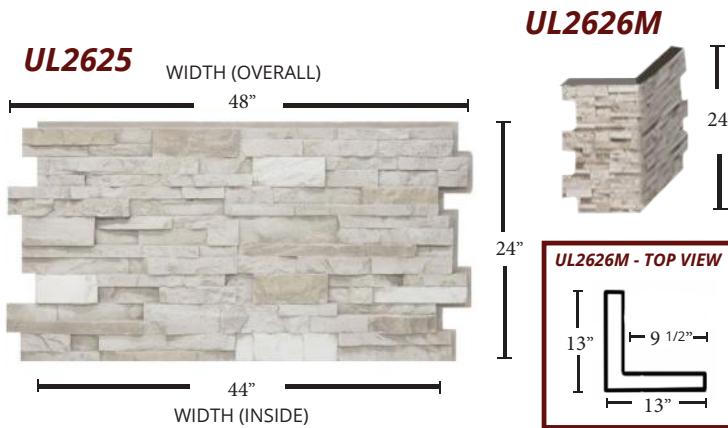


4'x8' SERIES

DP2475 - STACKED STONE GRANDE 4'x8'

Thickness: 1 1/2" Outside Width: 96"
Height: 48" Weight: 37 lbs
Inside Width: 89 3/8" Area: 32 sq ft

2'x4' SERIES



2'x4' SERIES & EXTRAS

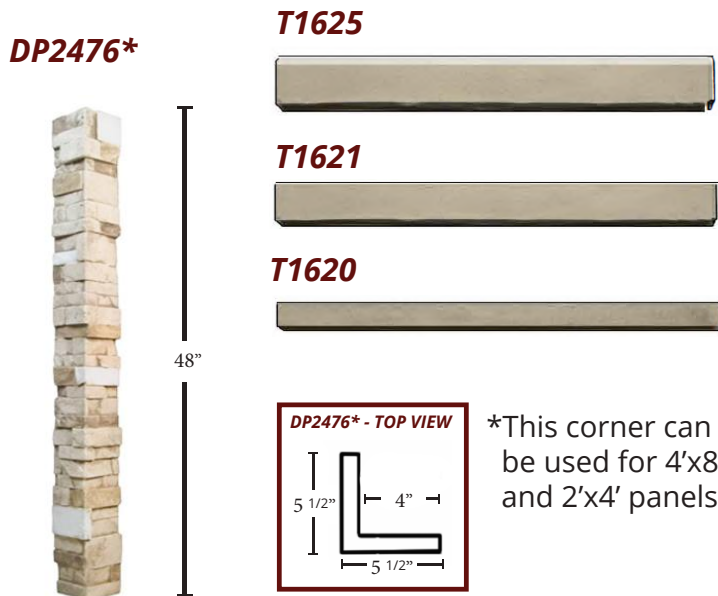
UL2625 - STACKED STONE GRANDE 2'x4'

Thickness: 1 1/4" Outside Width: 48"
Height: 24" Weight: 8 lbs
Inside Width: 44" Area: 8 sq ft

UL2626M - STACKED STONE CORNER 2'x4'

Thickness: 1 1/4" Outside Width: 13"
Height: 24" Inside Width: 9 1/2"
Area: 4 sq ft Weight: 4 lbs

ACCESSORIES & EXTRAS



*This corner can be used for 4'x8' and 2'x4' panels.

ACCESSORIES & EXTRAS

DP2476 - SS NARROW KEYLESS CORNER

Thickness: 2" Outside Width: 5 1/2"
Height: 48" Weight: 3 lbs
Inside Width: 4" Area: 3 sq ft

T1625 - 5" LIMESTONE TRIM

Length: 48" Depth: 2 1/4"
Height: 5"

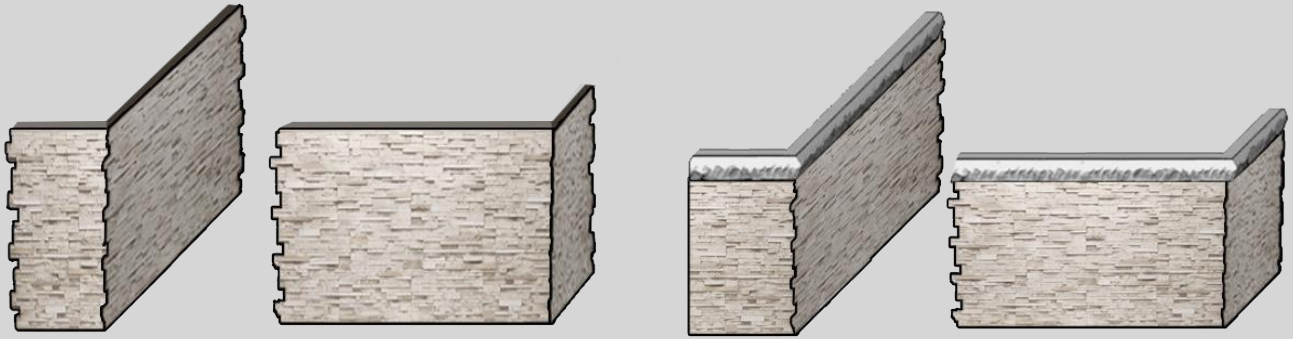
T1625 - 4" LIMESTONE TRIM

Length: 48" Depth: 2"
Height: 4"

T1625 - 2 1/2" LIMESTONE TRIM

Length: 48" Depth: 2"
Height: 2 1/2"

FACTORY MITERED CORNERS



While each pattern of URESTONE has standard corners, factory fabricated interlocking corners are available to fit specific site requirements. Customized corners ensure natural and realistic transitions.

