






4'x8' SERIES



DP2406



2'x4' SERIES



ACCESSORIES



T1635

PRODUCT

**DP2400
USED BRICK**
Thickness: 5/8"
Height: 48 1/4"
Inside Width: 88"
Outside Width: 96"
Weight: 26 lbs
Area: 32 sq ft

**DP2900
USED BRICK EXTERIOR**
Thickness: 1 1/2"
Height: 48 1/4"
Inside Width: 88"
Outside Width: 96"
Weight: 32 lbs
Area: 32 sq ft

PRODUCT

**DP2406
USED BRICK KEYLESS CORNER**
Thickness: 1 1/4"
Height: 47 3/4"
Inside Width: 2 3/4"
Outside Width: 4 1/4"
Weight: 4 lbs
Area: 2 1/2 sq ft

PRODUCT

**UL2600
USED BRICK 2x4**
Thickness: 3/4"
Height: 24"
Inside Width: 38"
Outside Width: 46 3/8"
Weight: 8 lbs
Area: 8 sq ft

PRODUCT

T1635 USED SOLDIER BRICK TRIM
Length: 48" Width: 8 3/8" Depth: 1 3/8"

COLORS



WHITE



RED CHIPOLTE



OLD TOWN



CHALKED RED



PACIFIC CREME



CAPE COD



SANDSTONE



CHESTNUT



WEATHERED ORANGE



SPEAKEASY



BK RED



SEQUOIA CLAY

PHOTOS

