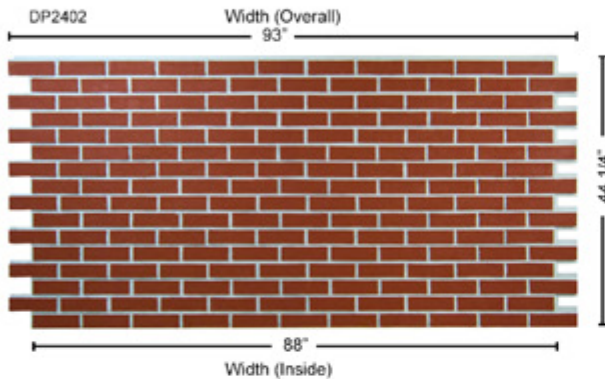



4'x8' SERIES



DP2404



DP2403



T1641 CLEAN DUAL SOLDIER BRICK
Length: 48" Height: 16" Depth: 1 3/8"



T1642 CLEAN SOLDIER BRICK
Length: 48" Height: 8" Depth: 1 3/8"

ACCESSORIES

PRODUCT

DP2402
CLEAN BRICK
Thickness: 1 1/2"
Height: 44 1/4"
Inside Width: 88"
Outside Width: 93"
Weight: 28 lbs
Area: 32 sq ft

PRODUCT

DP2404
CLEAN BRICK KEYLESS CORNER
Thickness: 4"
Height: 47"
Inside Width: 8"
Outside Width: 9"
Weight: 5 lbs
Area: 3 sq ft

DP2403
CLEAN BRICK CORNER
Thickness: 1 1/2"
Height: 44 1/2"
Inside Width: 6 1/2"
Outside Width: 7 1/2"
Weight: 5 lbs
Area: 4 sq ft



T1643 CLEAN ROW BRICK
Length: 46 5/8" Height: 3 1/8" Depth: 4"



T1644 CLEAN ROW BRICK SHORT
Length: 46 5/8" Height: 3 1/8" Depth: 2 1/2"



T1621 4" LIMESTONE TRIM
Length: 48" Height: 4" Depth: 2"



T1620 2 1/2" LIMESTONE TRIM
Length: 48" Height: 2 1/2" Depth: 2"



T1618 1" LIMESTONE TRIM
Length: 48" Height: 1" Depth: 2"

GROUT COLORS

BRICK COLORS

	ANODIZED ALUMINUM	NATURAL CLAY	ALUMINUM STONE	LATTE	GREY
SMOKEY TOPAZ					
TERRA COTTA					
TREE BARK					
NEW BRICK					
BROWN THRUSH					
BURNT ORANGE					
BURNT RED					
MOOSE TRAIL					
OX BLOOD					



CENTURY RED



TAN



HISTORIC RED



WHITE



SANDSTONE



BROWNS CANYON



CHESTNUT



RED VELOUR



BURNT RED



RED CHIPOLTE



OLD TOWN


COLORS


CUSTOM

PILASTERS,
CORNERS
and
COLUMNS

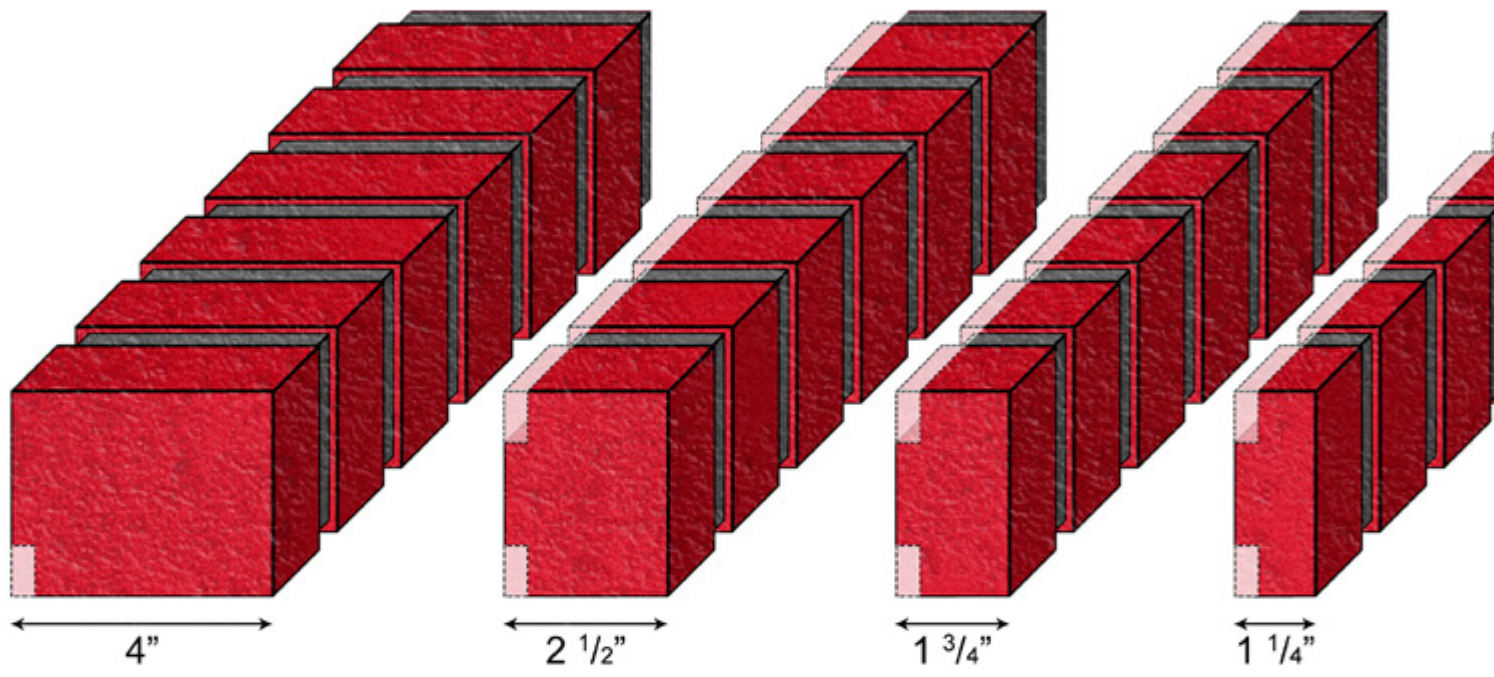
• 16" - 48" Wide

• 4' - 8' High Sections





ROW BRICK CONFIGURATIONS



BRICK WINDOW LEDGE

• Model # T1643-4.0

BRICK CAP


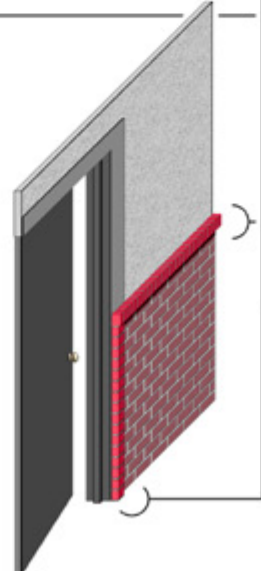
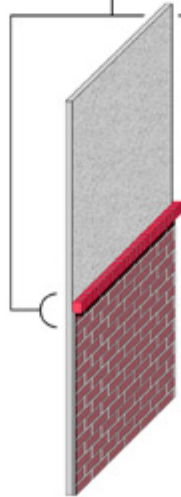
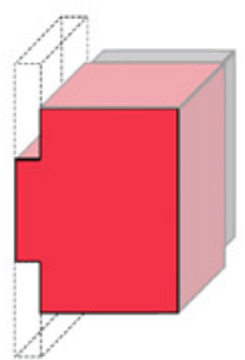
• Model # T1643-2.5

BRICK VERTICAL ENDCAP

• Model # T1643-1.75

BRICK (FLUSH)

• Model # T1643-1.25



As with other URESTONE products, ROW BRICK can be easily modified to fit the project's specifications.