



CHOICE ENCLOSURES

BY REPLICATIONS UNLIMITED

MODULAR DUMPSTER ENCLOSURE SYSTEM



**REALISTIC MASONRY
APPEARANCE** AT A FRACTION
OF THE COST.

WHY CHOOSE A MODULAR ENCLOSURE KIT?

City codes and design trends have pushed dumpster enclosures towards a more sophisticated masonry appearance. However, conventional stone, CMU, and brick systems require footings, engineered drawings, and time-consuming installation.

The *CHOICE ENCLOSURE* Modular System gives you a quality design that matches your store's exterior envelope while saving you time and money on labor and materials.

- FAST & EASY SET-UP FROM START TO FINISH
- MATCH THE LOOK OF EXISTING STRUCTURES WITH CUSTOMIZABLE OPTIONS
- HEAVY-DUTY GATE SYSTEM
- COST & TIME SAVINGS OVER LABOR-INTENSIVE MASONRY
- NO MASONRY SUPPORT WALL NEEDED



**MODULAR COMPONENT
CONCEPT**

OVERVIEW

THE CHOICE ENCLOSURE SYSTEM IS AVAILABLE IN THREE SIDING CATEGORIES.


Metal siding is the most cost-effective option and provides a clean look with availability in both standard and special-order colors. Our brick series features brick designed to match most commercial specs and projects. Our stone series comes in many patterns and colors that appear realistic and offer impressive results.



METAL SIDING



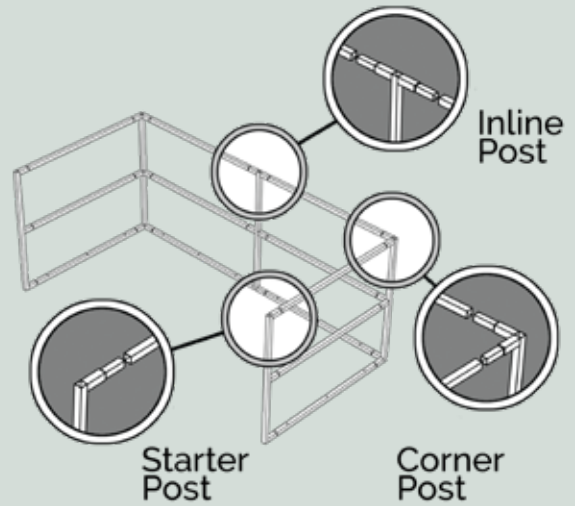
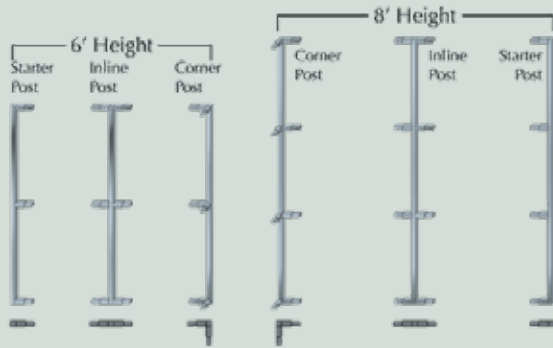
STONE PANEL



BRICK PANEL

COMPONENTS

FAST TRACK FRAMING SYSTEM



Framing Components

Assembly starts with a “Fast Track” interlocking modular framing system. The pre-engineered heavy-duty components interlock together, quickly providing the initial enclosure framing structure.

Interlocking Frame

The system’s unique design is accomplished by the horizontal square tubing quickly sliding into any of the three post types.

** We offer multiple standard kits and can always customize an enclosure specifically designed to meet your specs.*

GATE & POST SYSTEMS

The fabrication process for the Standard and Heavy-Duty Gate Systems is the same, but the posts and hinges are different. The standard gates utilize 4” tubular posts with pre-welded hinges while the heavy-duty gate system has a set of upgraded adjustable hinges and 6 5/8” posts (either supplier or sourced locally.)


GATE PANELING OPTIONS

The gate panels are available in a Kynar painted metal panels in four standard colors.

The paint system is designed for 20-year performance (color, rusting, & non-peeling.)



Metal Gates




POST OPTIONS

STANDARD & HEAVY-DUTY POSTS

- ISOLATED FROM ENCLOSURE
- POWDER COATED—A WIDE VARIETY OF COLORS
- ADJUSTABLE HINGES (HEAVY-DUTY ONLY)



Heavy-Duty
(6 5/8")



Standard
(4")



Metal Gates

INSTALLATION OVERVIEW

STEP 1



The frame system is designed to slide together quick and easily.

STEP 2



Metal siding is attached to the frame, providing a surface for stone or brick paneling.

STEP 3



Attach either the brick or stone paneling. Metal siding is also available.

PANEL PATTERNS

Finishing Choice Enclosures is a breeze with either brick or your choice of stone-patterned panels. These panels fit on the metal siding/framing system and provide a realistic appearance and an alternative to masonry systems.

For a complete list of accessories, panel combinations, and customization options, please check out our website at www.choiceenclosures.com.

BRICK



LEDGESTONE



VIRGINIA STACKED



SCAN ME for details on full color options, other panel & design combinations.